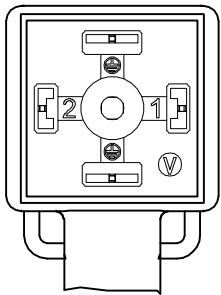
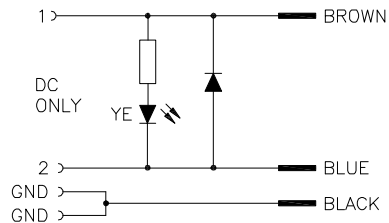


VALVE END VIEW



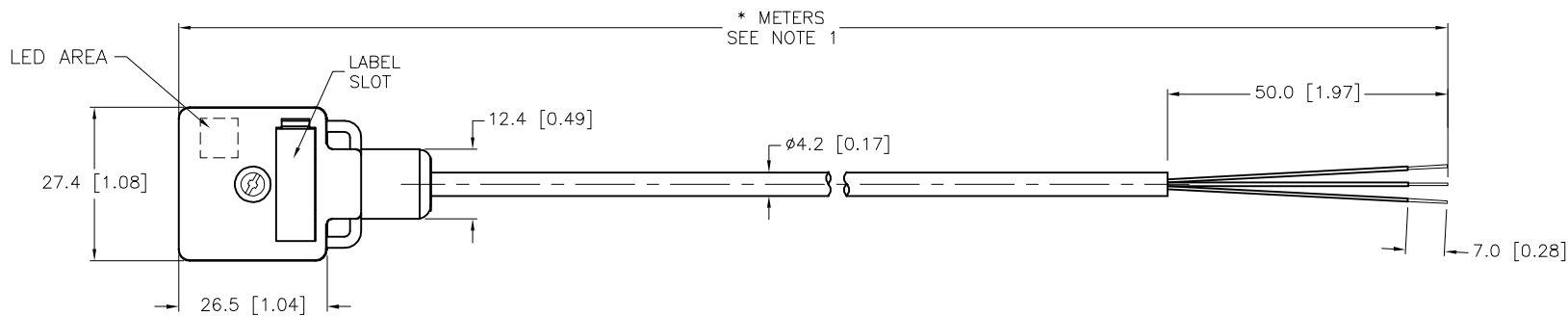
1 = BROWN
2 = BLUE
GND = BLACK

WIRING DIAGRAM



SPECIFICATIONS

CONTACT CARRIER MATERIAL	NYLON OR TPU
MOLDED HEAD MATERIAL/COLOR	TPU/TRANSLUCENT BLK
CONTACT MATERIAL/PLATING	BRASS/SILVER
RATED CURRENT [A]	4.0 A
RATED VOLTAGE [V]	24-48 VDC
OUTER CABLE JACKET MATERIAL/COLOR	TPU/BLACK
CONDUCTOR INSULATION MATERIAL	PVC
NUMBER OF CONDUCTORS [AWG]	3x24 AWG
TEMPERATURE RANGE	-40°C to +90°C (-40°F to +194°F)
PROTECTION CLASS	MEETS NEMA 1,3,4,6P AND IEC IP67



CABLE LENGTH	TOLERANCE *
ALL LENGTHS	+ 4% (OR 50mm) OF LENGTH - 0% (OR 0mm) OF LENGTH WHICHEVER IS GREATER
STRIP LENGTH	TOLERANCE *
0-7mm	±0.5mm
8-29mm	±1.0mm
30-49mm	±2.0mm
50-69mm	±3.0mm
70-100mm	±4.0mm
OVER 100mm	±5.0mm

*UNLESS OTHERWISE SPECIFIED

SOURCE DRAWING - FOR REFERENCE ONLY

NOTES:

1. "*" DESIGNATES CABLE LENGTH IN METERS. CONTACT TURCK TO ORDER SPECIFIC LENGTHS.

RELATED DOCUMENTS	3RD ANGLE PROJECTION	THIS DRAWING IS CONFIDENTIAL AND THE PROPERTY OF TURCK INC. USE OF THIS DOCUMENT WITHOUT WRITTEN PERMISSION IS PROHIBITED.		3000 CAMPUS DRIVE MINNEAPOLIS, MN 55441 1-800-544-7769 (763) 553-7300 (763) 553-0708 fax www.turck.us	
1.		DRFT	CK	DATE	04/18/11
2.		APVD		SCALE	1=1.3
3.	ALL DIMENSIONS DISPLAYED ON THIS DRAWING ARE FOR REFERENCE ONLY CONTACT TURCK FOR MORE INFORMATION	UNIT OF MEASUREMENT		DESCRIPTION	
4.		MILLIMETER [INCH]		VAS 22-F587-*M	
MATERIAL	SEE SPECIFICATIONS	DO NOT SCALE THIS DRAWING		IDENTIFICATION NO.	REV
FINISH		FILE: 777015261			B
SEE SPECIFICATIONS		SHEET 1 OF 1			

B	UPDATE VALVE PLUG TO NEW MOLD BODY	KMY	07/31/13	42899
REV	DESCRIPTION	BY	DATE	ECO NO.